

EZ Glaze™ Beehive

High Impact Polycarbonate Sheet
with a Prismatic Surface

EZ Glaze Beehive Strong, Durable & Stylish.

The EZ Glaze™ Beehive 2.8 mm sheet with unique honeycomb texture is designed for pergolas, patios, and outdoor structures.

It offers exceptional weather and hail resistance, ensuring long-lasting comfort.

Easy, cost-effective installation directly on rafters (and purlins optional installation) delivers a modern, elegant roofing solution with natural light, minimal maintenance, and maximum convenience.

Typical Applications

- Pergolas and gazebos
- Patio enclosures
- Sunrooms
- Carports



Easy to
Install



Rafter
Installation



Durable
Against Impact



Optimized Light
& Shade Balance




Clean &
Elegant




UV Protection

Colours

Colour	LT [%]
 Clear	87

* Additional colors are available under minimum quantities.

Accessories

Accessory
 Metal Head Wall

Product Availability

Maximum Length 7,000 mm

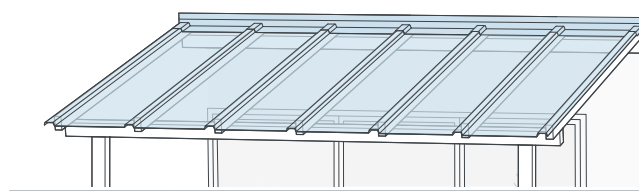
Thickness 2.8 mm

Cover Width 600 mm

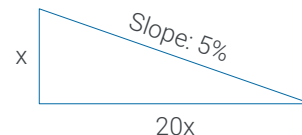
Profile EZ Glaze 60 50-60mm



Installation Guidelines



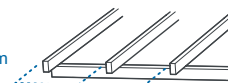
Minimum roof slope



Rafter Installation

max
400
kg/m²

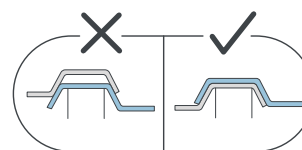
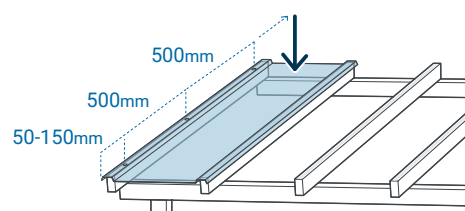
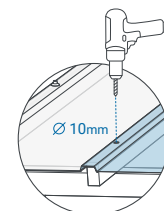
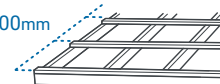
600mm



Purlin Installation

max
220
kg/m²

min 1000mm



Scan For Installation Guide